

FC-W-640C/ 3~30W

**HIGH POWER FIBER COUPLING
DIODE LASER SYSTEM AT 640 nm**

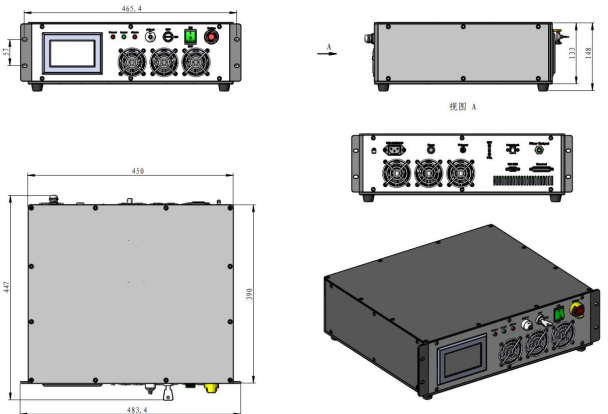
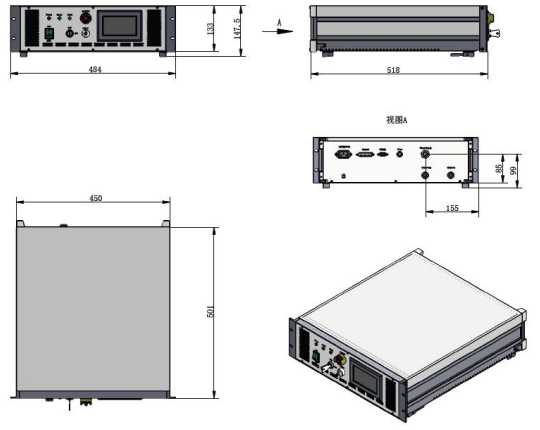
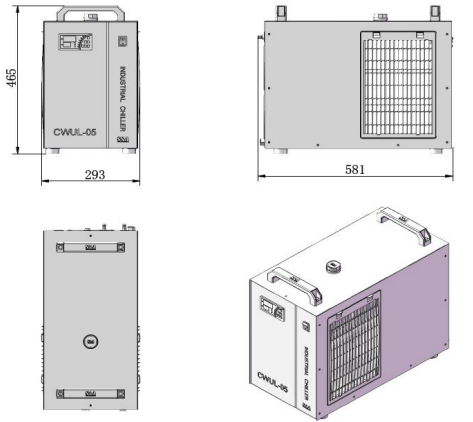
The FC-W-640C series (Fiber Coupling Laser System) have integrated laser diode, fiber coupling optics, laser power supply, LD current and temperature control in ONE box. Its compact dimension and convenient functions, such as power adjustment, temperature control, LED display etc, make it very suitable for scientific research, industrial and medical applications.



SPECIFICATIONS

Wavelength (nm)	640±5	
Operating mode	CW	
Output power (W) @ after 400um fiber	3~30 (Higher power can be customized.)	
Fiber Core Diameter (um)	200, 400, 600...	
Fiber Connector	SMA905/ FC/ QBH	
Numerical Aperture (NA)	0.22	
Power stability (rms, over 4 hours)	<1%	
Warm-up time (minutes)	<5	
Operating temperature (°C)	10-40	
Input power	100-240VAC, 50 to 60 Hz	
Modulation option	TTL/ Analog 1Hz-30KHz, TTL on/ off	
Cooling Way	Air Cooled	Water Cooled
Dimensions(mm ³)	447 (L)×483.4 (W)×148 (H)mm ³	518 (L)×450(W)×147.5(H)mm ³
Expected lifetime (hours)	10000	
Warranty	1 year	



FC-W-640C (Air Cooled)	FC-W-640C (Water Cooled)	Water Chiller (WCH-370) (Optional)
 <p>447 (L)×483.4 (W)×148 (H)mm³,</p>	 <p>518 (L)×450(W)×147.5(H)mm³,</p>	 <p>581(L)×293 (W)×465(H)mm³,</p>