

MDL-H-425/500~1300mW

**BLUE DIODE LASER
AT 425nm**

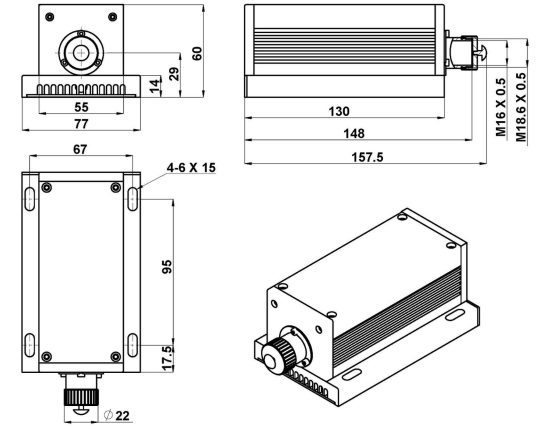
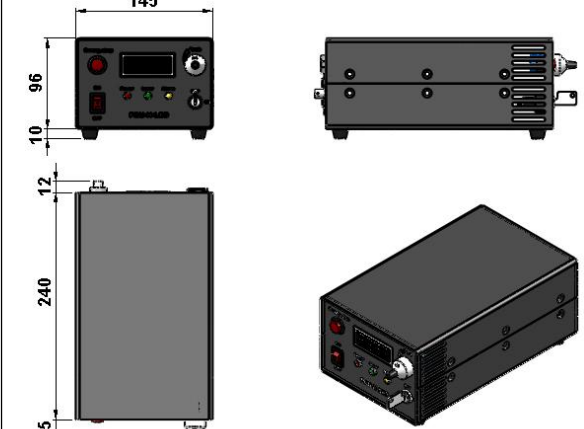
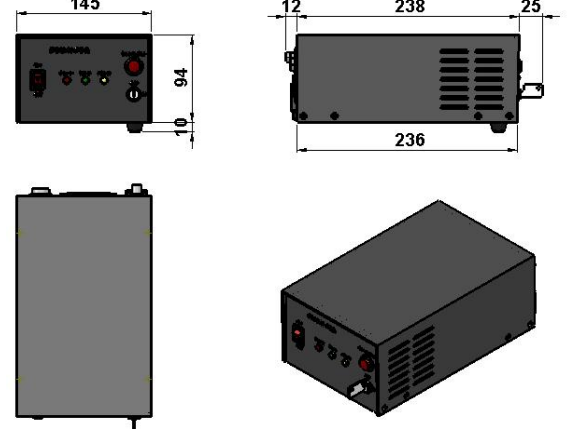
It features ultra compact design, long lifetime, cost-effectiveness and easy operation. They are widely used in laser projection, laser shows, biomedical applications, holography, metrology, etc.



SPECIFICATIONS

Central wavelength (nm)	425±5	
Operating mode	CW	
Output power (mW)	>500, 600, ... , 1300	
Power stability (rms, over 4 hours)	<3%, <2%, <1%	
Transverse mode	Multimode	
Beam diameter at the aperture ((1/e ²),mm)	<2×5	
Beam divergence, full angle (mrad)	<2.5×0.2	
Warm-up time (minutes)	<5	
Beam height from base plate (mm)	29	
Operating temperature (°C)	10~35	
Power supply (100-240VAC)	PSU-H-LED	PSU-H-FDA
Modulation optional	TTL on/off, 1Hz-1kHz, 1kHz-10kHz, 10kHz-30kHz; and Analog modulation optional	
Expected lifetime (hours)	10000	
Warranty	1 year	



MDL-H-425	PSU-H-LED	PSU-H-FDA
 <p>157.5 (L) × 77 (W) × 60 (H) mm³, 0.9kg</p>	 <p>277 (L) × 145 (W) × 106 (H) mm³, 2.3kg</p>	 <p>275 (L) × 145 (W) × 104 (H) mm³, 2.1kg</p>