

MDL-XF-940/4500-6000mW


**INFRARED DIODE LASER  
AT 940nm**

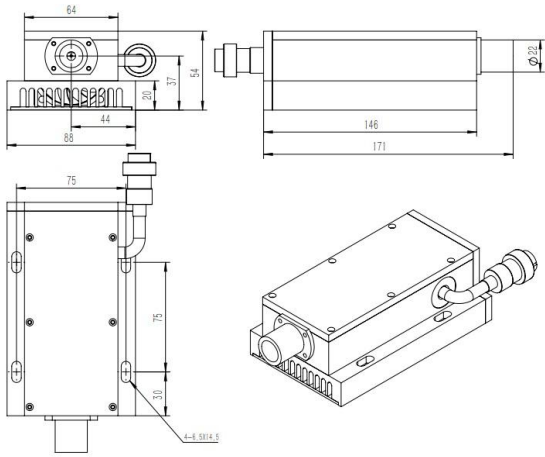
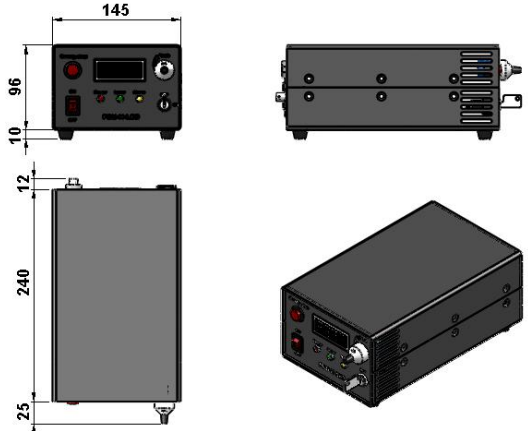
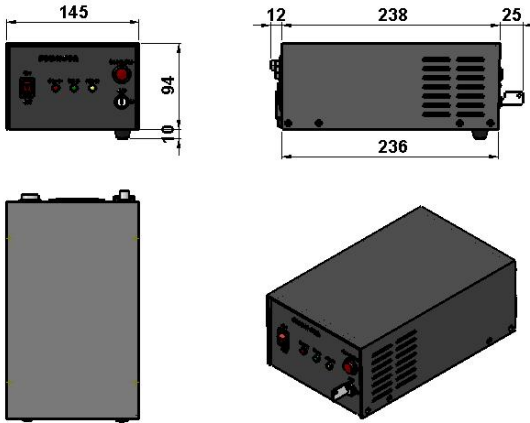
It features ultra compact design, long lifetime, cost-effectiveness and easy operation. They are used in measurement, communication, spectrum analysis, etc.



SPECIFICATIONS

Central wavelength (nm)	940±5	
Operating mode	CW	
Output power (mW)	>4500, 4600, ... , 6000	
Power stability (rms, over 4 hours)	<1%, <2%, <3%	
Transverse mode	Multimode	
Dimensions of beam at the aperture (mm)	~5×8	
Beam divergence, full angle (mrad)	<3.0	
Warm-up time (minutes)	<5	
Beam height from base plate (mm)	37	
Operating temperature (°C)	10~35	
Power supply (100-240VAC)	PSU-H-LED	PSU-H-FDA
TTL / Analog modulation	TTL or Analog with 1Hz-1kHz 1kHz-10kHz, 10kHz-30kHz optional	
Expected lifetime (hours)	10000	
Warranty	1 year	



MDL-XF-940	PSU-H-LED	PSU-H-FDA
 <p>171(L) × 88(W) × 54(H) mm<sup>3</sup>, 1.4kg</p>	 <p>277 (L) × 145(W) × 106(H) mm<sup>3</sup>, 2.3kg</p>	 <p>275 (L) × 145(W) × 104(H) mm<sup>3</sup>, 2.1kg</p>