

FC-1450/1-10W



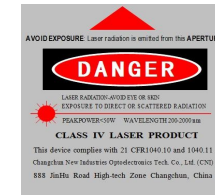
FIBER COUPLED LASER SYSTEM AT 1450nm

It integrates laser, fiber coupled optics, laser power supply and temperature control into housing. They are widely used for medical, biomedical and industrial.


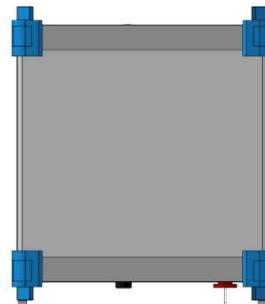
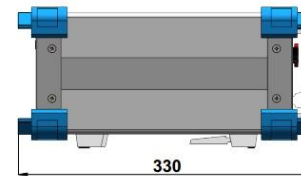
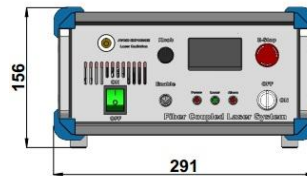


SPECIFICATIONS

Wavelength (nm)	1450±15
Operating mode	CW
Output power after fiber (W)	>1, 2, 3, ..., 10
Power stability (rms, over 4 hours)	<3%, <2%, <1%
Fiber Core Diameter(μm)	400/ 200 (MM fiber, other fiber core diameter are available on request)
Fiber NA	0.22
Fiber Connector	SMA905
Fiber Length (m)	1 (Other lengths are available on request)
Warm-up time (minutes)	<5
Operating temperature (°C)	10~35
Input power	100-240VAC
Modulation optional	TTL on/off, 1Hz-1kHz, 1kHz-10kHz, 10kHz-30kHz; and Analog modulation optional
Cooling way	By air
Expected lifetime (hours)	10000
Warranty	1 year



FC-1450



330 (L) × 291 (W) × 156 (H) mm³, 10.0kg