



FC-W-1532B/1~15W


HIGH POWER FIBER COUPLING DIODE LASER SYSTEM AT 808 nm

The FC-W-1532B series (Fiber Coupling Laser System) have integrated laser diode, fiber coupling optics, laser power supply, LD current and temperature control in ONE box. Its compact dimension and convenient functions, such as power adjustment, temperature control, LED display etc, make it very suitable for pumping, scientific research, industrial and medical applications.





SPECIFICATIONS

| | |
|-------------------------------------|--|
| Model | FC-W-1532B |
| Wavelength (nm) | 1532±20 |
| Operating mode | CW |
| After fiber output power (W) | >1, 2, ... , 15 (Higher power can be customized) |
| Power stability (rms, over 4 hours) | <0.5%, <1%, <2% |
| Red pilot light | Available on request |
| Fiber core diameter (µm) | 400/ 600 |
| Fiber NA | 0.22 |
| Fiber connector | SMA905 |
| Fiber length (m) | 2 |
| LED display | Diode current |
| Operating temperature (°C) | 10~40 |
| TTL / Analog modulation | TTL or Analog with 1Hz-1kHz 1kHz-10kHz, 10kHz-30kHz optional |
| Input power | 100-240VAC, 50 to 60 Hz |
| Cooling Way | Air Cooled |
| Expected lifetime (hours) | 10000 |
| Warranty | 1 year |



FC-W-1532B



370 (L) × 406 (W) × 188 (H) mm³