

LPS-355-L/80~200mJ


SPECIFICATIONS

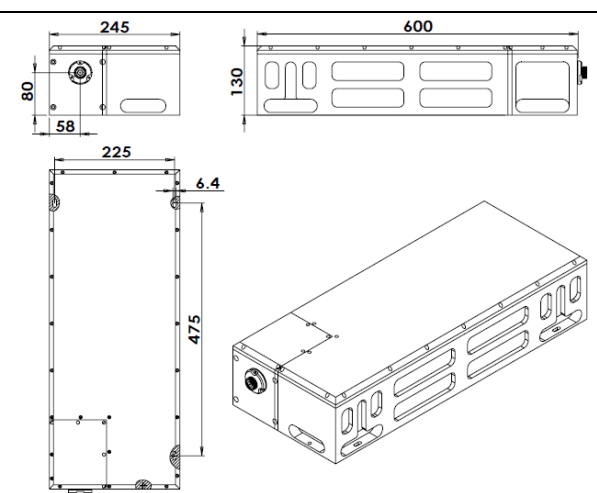
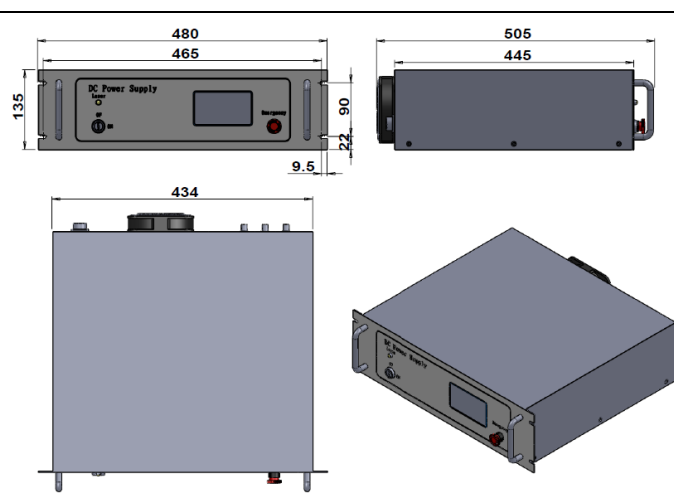
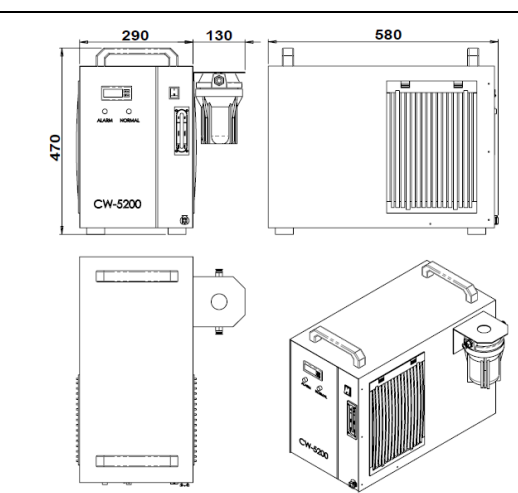
**HIGH ENERGY LAMP
PUMPED SOLID STATE
Q-SWITCHED LASER**

High energy lamp pumped solid state Q-switched laser at 355nm has the features of high single pulse energy, short pulse duration, and high peak power, which is widely used in LIBS, LIF, PIV, ICP-MS, LCD repair, scientific research, laser processing, and so on.



Wavelength (nm)	355±1		
Operating mode	Q-switched: EOM (Electro-optic modulation)		
Single pulse energy (mJ)	100	150	200
Pulse duration (ns)	<10		
Rep. rate (Hz)	1~10 (adjustable)		
Energy stability	<3%, <5%		
Beam divergence, full angle (mrad)	<3		
Beam diameter (mm)	~7		
Warm-up time (minutes)	<15		
Beam height from base plate (mm)	80		
Cooled method	Water Cooled		
Operating temperature (°C)	15~35		
Power supply (220/110VAC)	PSU-LPS-L (3U)		
Expected lifetime (pulses)	10 ⁸		
Warranty period	1 year		
Available Options	Higher repetition rates: ≤20Hz; Jitter :~1ns (Sdev); Accessories		



LPS-355-L	PSU-LPS-L (3U)	Water Chiller
 <p>600(L) ×245(W) ×130(H) mm³, 25 kg</p>	 <p>480 (L) ×505(W) ×135(H) mm³, 16 kg Rep. Rate and Voltage can be adjusted by touch screen</p>	 <p>580(L) ×290(W) ×470(H) mm³, 24 kg</p>