

MDL-D-445/447/450/4-8W

SPECIFICATIONS

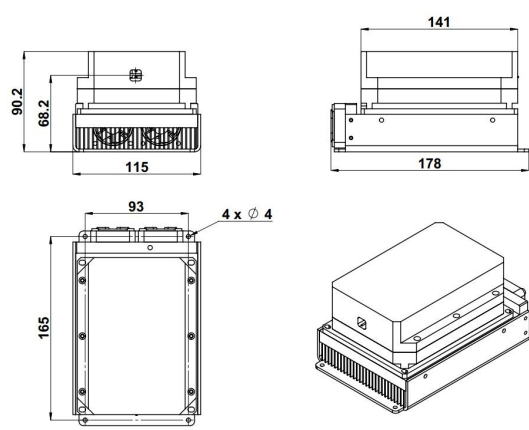
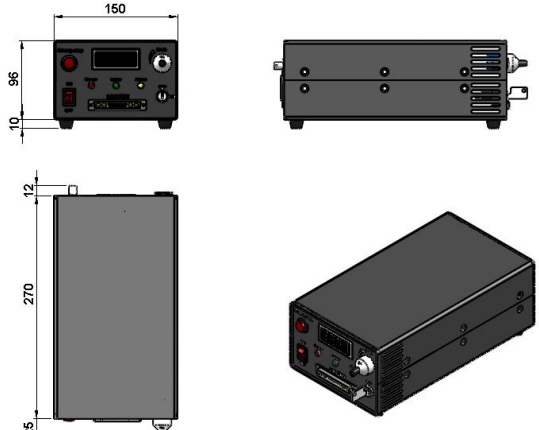
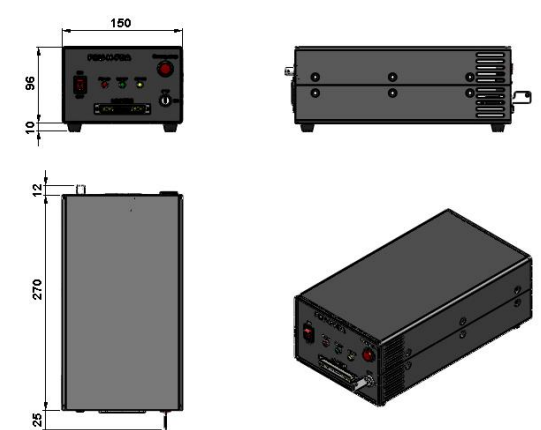
**BLUE DIODE LASER
AT 445/447/450nm**

It features ultra compact design, long lifetime, cost-effectiveness and easy operation. They are widely used in measurement, communication, spectrum analysis.



Central wavelength (nm)	445±5/ 447±5/ 450±5
Operating mode	CW
Output power (mW)	>4000, 5000, ..., 8000
Power stability (rms, over 4 hours)	<1%, <2%, <3%
Polarization direction	Horizontal+ Vertical
Beam diameter at the aperture (mm)	~3.2×3.2
Beam divergence, full angle (mrad)	~1.4×0.2
Warm-up time (minutes)	<5
Operating temperature (°C)	10-35
Power supply (100-240VAC)	PSU-N-LED/ PSU-N-FDA
TTL / Analog modulation	TTL or Analog with 1Hz-1kHz 1kHz-10kHz, 10kHz-30kHz optional
Expected lifetime (hours)	10000
Warranty	1 year



MDL-D-445/447/450	PSU-N-LED	PSU-N-FDA
 <p>178(L)×115(W)×90.2(H) mm³, 3.2kg</p>	 <p>307(L)×150(W)×106(H) mm³, 3.0kg</p>	 <p>307(L)×150(W)×106(H) mm³, 3.0kg</p>