

MDL-XD-460/462/465-OEM/8-16W



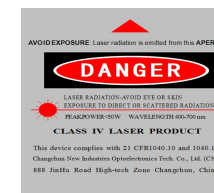
OEM BLUE DIODE LASER
AT 460/462/465nm

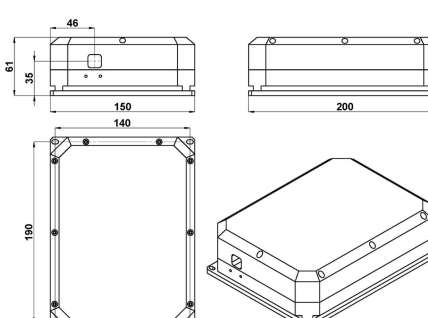
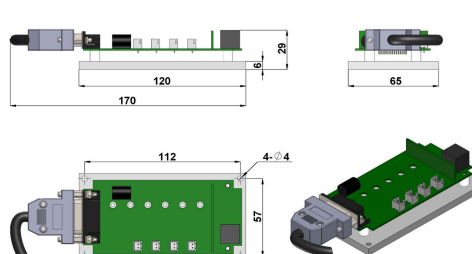
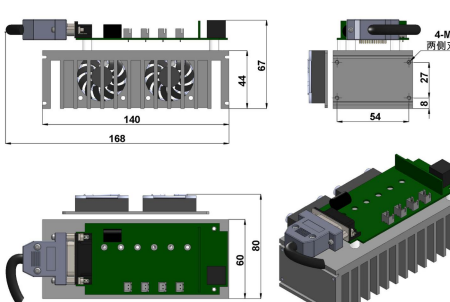
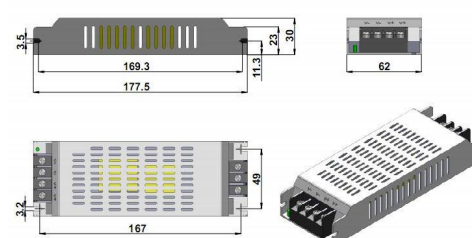
It features ultra compact design, long lifetime, cost-effectiveness and easy operation. They are widely used in laser projection, stage lighting, biomedical applications, metrology, etc.



SPECIFICATIONS

| | |
|-------------------------------------|--|
| Central wavelength (nm) | 460±5/ 462±5/ 465±5 |
| Operating mode | CW |
| Output power (mW) | >8000 ,9000, ..., 16000 |
| Power stability (rms, over 4 hours) | <1%, <2%, <3% |
| Polarization direction | Horizontal+Vertical |
| Beam diameter at the aperture (mm) | ~5×5 |
| Beam divergence, full angle (mrad) | <2.4×2.0 |
| Warm-up time (minutes) | <5 |
| Beam height from base plate (mm) | 35 |
| Operating temperature (°C) | 25+/-3 |
| Driver (12VDC 15A) | PSU-PN7-OEM/ PSU-PN7-OEM-H |
| TTL / Analog modulation | TTL or Analog with 1Hz-1kHz 1kHz-10kHz, 10kHz-30kHz optional |
| Expected lifetime (hours) | 10000 |
| Warranty | 1 year |



| MDL-XD-460/462/465-OEM | PSU-PN7-OEM | PSU-PN7-OEM-H | Accessory (Power supply 100-240VAC) |
|---|--|--|---|
|  <p>200(L)×150(W)×61(H) mm³, 4.5kg</p> |  <p>120(L)×65(W)×29(H) mm³, 0.3kg</p> |  <p>140(L)×80(W)×67(H) mm³, 0.6kg</p> |  <p>177.5(L)×62(W)×30(H) mm³, 0.5kg</p> |