

MPL-H-660/1~5uJ/1-10mW




**LD PUMPED ALL-SOLID-STATE Q-SWITCHED LASER AT 660 nm**

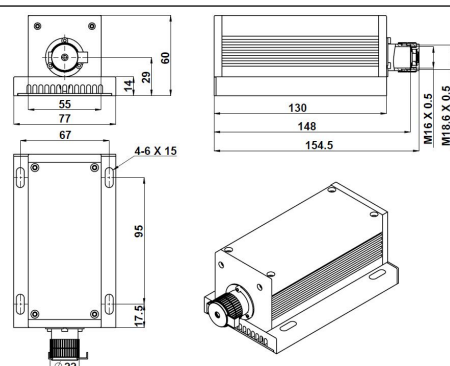
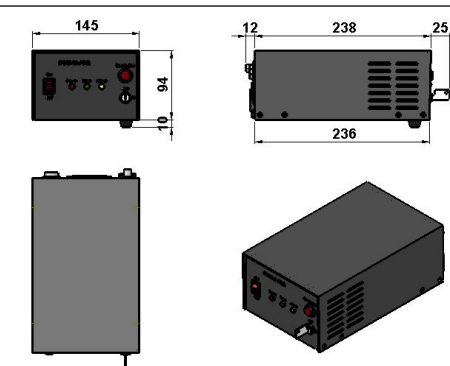
All solid state Q-switched laser at 660 nm has the features of high peak power, high repetition rate, and short pulse duration, which is widely used in medical, scientific research, industry, etc.



SPECIFICATIONS

Central wavelength (nm)		660±1
Operating mode		Frequency conversion of Q-switched pulsed laser
Single pulse energy (μJ)		1~5
Pulse duration (ns)		~15
Peak power (W)		70~330
Rep. rate (kHz)	FIXED	Setting up one fixed rep. rate internal between 1kHz-2kHz with stable pulse energy, pulse duration and pulse period.
	EXT TRIG	1kHz-2kHz by external trigger with stable pulse energy, pulse duration and pulse period.
	QCW	QCW state with one rep. rate between 2k-3kHz.
Average power (mW)		Average power (mW) = Single pulse energy (μJ) * Rep. rate (kHz)
Ave power stability (over 4 hours)		<3%, <5%
Transverse mode		TEM <sub>00</sub>
Warm-up time (minutes)		<10
M <sup>2</sup> factor		<1.2
Beam divergence, full angle (mrad)		<1.5
Beam diameter at 1/e <sup>2</sup> (mm)		~1.2
Beam height from base plate (mm)		29
Operating temperature (°C)		10~35
Power supply (90-264VAC)		PSU-H-FDA
Expected lifetime (hours)		10000
Warranty period		1 year



MPL-H-660	PSU-H-FDA
 <p>154.5(L)×77(W)×60(H) mm<sup>3</sup>, 0.9 kg</p>	 <p>236(L)×145(W)×104(H) mm<sup>3</sup>, 2.3 kg</p>