

MRL-N-660/500~1000mW



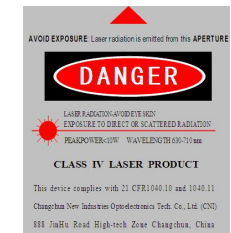
**LD PUMPED ALL-SOLID-STATE  
RED LASER AT 660nm**

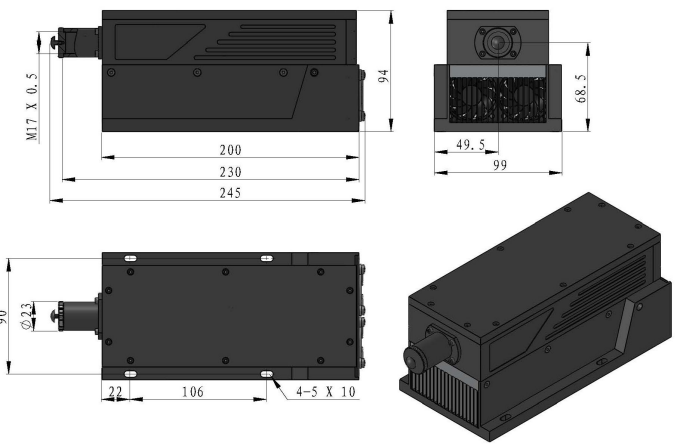
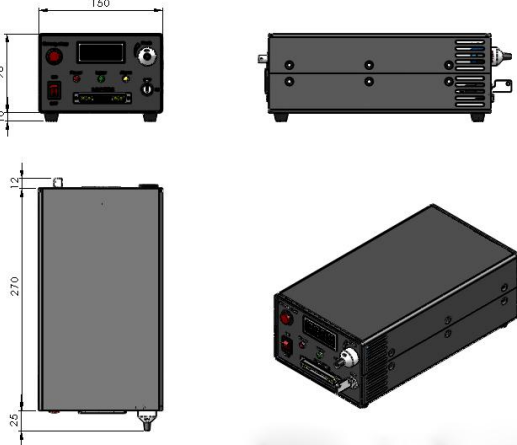
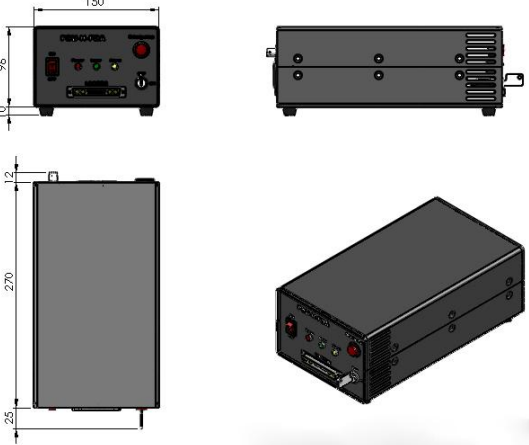
All solid state 660nm red laser is made features of ultra compact, long lifetime and easy operating, which is widely used in measurement, spectrum analysis, and laser lighting show, etc.



SPECIFICATIONS

Wavelength (nm)	660±1	
Operating mode	CW	
Output power (mW)	>500, 600, ..., 1000	
Power stability (rms, over 4 hours)	<3%, <5%	
Transverse mode	Near TEM <sub>00</sub>	
M <sup>2</sup> factor	<3.0	
Beam divergence, full angle (mrad)	<1.5	
Beam diameter at the aperture (1/e <sup>2</sup> ,mm)	~3.5	
Warm-up time (minutes)	<10	
Polarization ratio	>100:1	
Beam height from base plate (mm)	68.5	
Operating temperature (°C)	20~30	
Power supply (90-264VAC)	PSU-H-LED	PSU-H-FDA
TTL / Analog modulation	TTL or Analog with 1Hz-1kHz 1kHz-10kHz, 10kHz-30kHz optional	
Expected lifetime (hours)	10000	
Warranty period	1 year	



MxL-N-660	PSU-H-LED	PSU-H-FDA
 <p>245 (L) × 99 (W) × 94 (H) mm<sup>3</sup>, 2.6 kg</p>	 <p>307 (L) × 150 (W) × 106 (H) mm<sup>3</sup>, 2.9 kg</p>	 <p>307 (L) × 150 (W) × 106 (H) mm<sup>3</sup>, 2.9 kg</p>