



Mini-E-PA-355 / 1000mW




Mini-E SERIES 355nm LASER
SOURCE FOR LASER MARKING

Mini-E-355nm series laser has the features of high peak power, high repetition rate, and short pulse duration, which is used in scientific research, biology, instrumentation, 3D marking, laser marking, sub-surface engraving and so on.

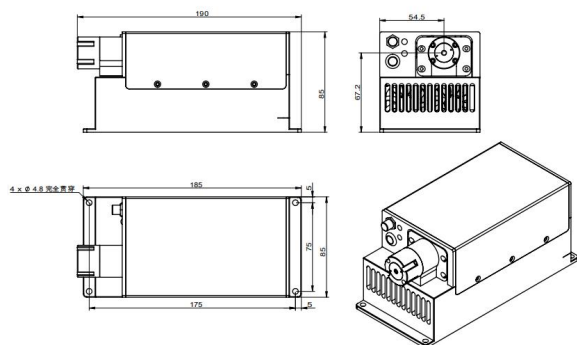


SPECIFICATIONS

Wavelength (nm)	355±1
Operating mode	Passively Q-switched
Average power (mW)	≥1000
Single pulse energy (μJ)	>40
Pulse duration (ns)	~4
Peak power (kW)	~15
Rep. rate (kHz)	~20kHz
Transverse mode	TEM ₀₀
Beam divergence, full angle (mrad)	<3.5
Beam diameter at the aperture (1/e ² , mm)	~2.0
Beam height from base plate (mm)	67.2
Warm-up time (minutes)	<15
Operating temperature (°C)	10~35
Supply Voltage	PSU-12-P

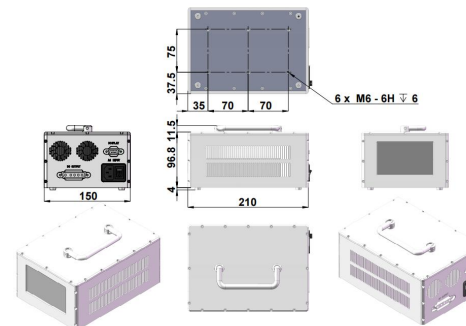


Mini-E-PA-355 *Integrated electronics*



190 (L) × 85 (W) × 85 (H) mm³

PSU-12-P (Power supply 100-240VAC)



210 (L) × 150 (W) × 112.5 (H) mm³, 2.75 kg