

OEM-N-640/1300-2400mW

SPECIFICATIONS


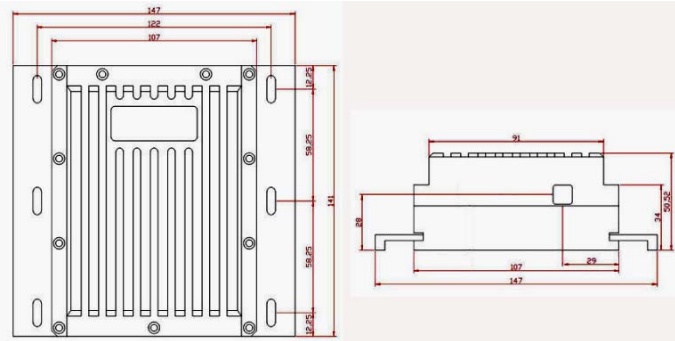


Wavelength (nm)	640±5
Output power (mW)	1300, 2000, 2400
Operating mode	CW
Power stability (rms, over 4 hours) at 25℃	<1%, <3%, <5%
Warm-up time (minutes)	<5
M ² factor	5/7
Beam divergence, full angle (mrad)	1.6
Beam diameter at the aperture (mm)	~2.5×3.5
Beam height from base plate (mm)	28
Operating temperature (℃)	22.5+/-2.5
Expected lifetime (hours)	10000
Power supply	PSU-OEM-640
Modulation option	TTL/Analog 1Hz-5KHz, 1Hz-10KHz, 1Hz-30KHz, and TTL on/off
Peak power consumption	12V/6A
Warranty time	24months



OEM RED DIODE LASER AT 640NM

OEM diode 640 nm red laser is made features of ultra compact, long lifetime, low cost and easy operating. It's easy to be installed in customer's equipment.



OEM-N-640	PSU-OEM-640	Accessories
 <p>141(L)×107(W) ×51(H) mm³</p> 	 <p>115(L)×100(W) ×60(H) mm³</p>	 <p>12VDC Adapter 202(L)×110(W) ×50(H) mm³</p>