

OEM-SD-637/640/642/1-300mW



**OEM RED DIODE LASER
AT 637/640/642nm**

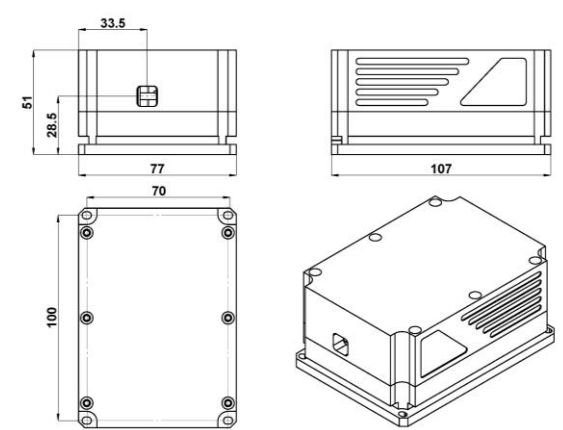
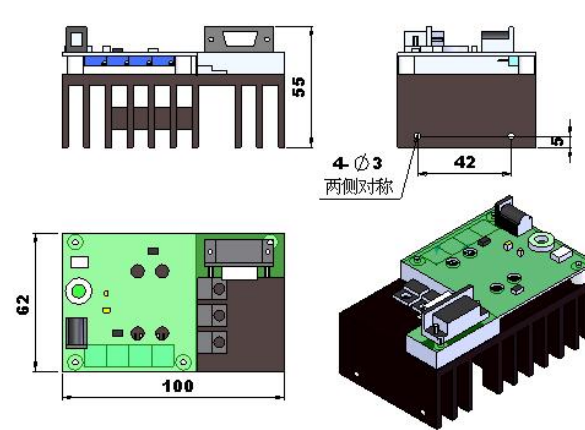
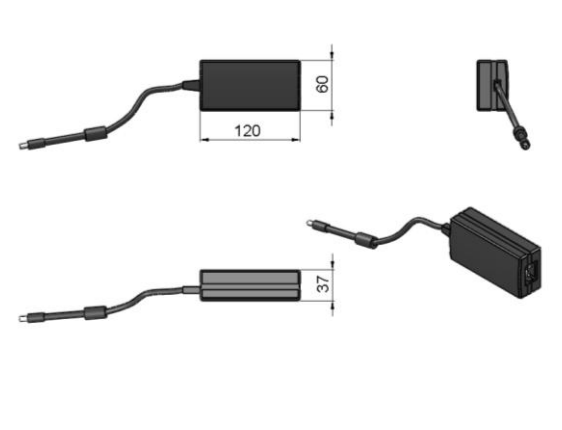
It features ultra compact design, long lifetime, cost-effectiveness and easy operation. They are widely used in measurement, spectrum analysis, laser lighting show, etc.



SPECIFICATIONS

Central wavelength (nm)	637±5/ 640±5/ 642±5	
Operating mode	CW	
Output power (mW)	>1, 50, 100, ..., 300	
Power stability (rms, over 4 hours)	<1%, <2%, <3%	
Polarization direction	Horizontal/ Vertical	Horizontal+ Vertical
Beam diameter at the aperture (1/e ² ,mm)	~2.8×2.3	~1.4×2.3
Beam divergence, full angle (mrad)	<1.0	
Warm-up time (minutes)	<5	
Beam height from base plate (mm)	28.5	
Operating temperature (°C)	25+/-3	
Driver (5VDC 5A)	PSU-III-OEM	
TTL / Analog modulation	TTL or Analog with 1Hz-1kHz 1kHz-10kHz, 10kHz-30kHz optional	
Expected lifetime (hours)	10000	
Warranty	1 year	



OEM-SD-637/640/642	PSU-III-OEM	Accessory (Power supply 85-264VAC)
 <p style="text-align: center;">107(L)×77(W)×51(H) mm³, 1.0kg</p>	 <p style="text-align: center;">100 (L) ×62(W) ×55 (H) mm³, 0.3kg</p>	 <p style="text-align: center;">120 (L) ×60(W) ×37 (H) mm³, 0.3kg</p>