



RGB-FD-(635/ 520/ 455) 35W

COLOR DIODE LASER

Color diode laser at 635,520,455 nm is made features of long lifetime, low cost and easy operating, which is widely used laser show.



SPECIFICATIONS

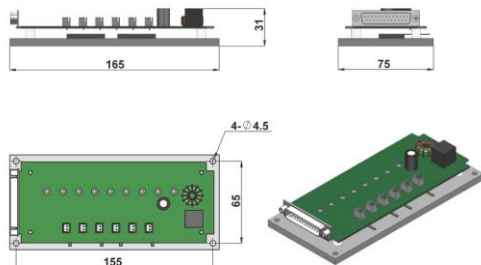
Wavelength (nm)	635±5	520±5	455±5
Ratio power (W)	8	10	18
Beam diameter at the aperture (mm)	6×7.5	5×5.5	6×7.5
Beam divergence, full angle (mrad)	1.2	1.2	1.2
Operating mode	CW		
Output power (W)	35		
Power stability (rms, over 4 hours)	<1%, <3%, <5%		
Polarization direction	Horizontal+ Vertical		
Warm-up time (minutes)	<5		
Beam height from base plate (mm)	30 (RGB-FD-635/520/455)	120 (FD-635/520/455-HS)	
Operating temperature (°C)	25+/-3		
Modulation option	TTL/Analog 1Hz-5KHz, 1Hz-10KHz, 1Hz-100KHz, and TTL on/off		
Expected lifetime (hours)	10000		
Warranty	1 year		



Dimensions of Laser head	Dimensions of Laser head
<p>OEM-FD-635/520/455 323.6(L)×230(W)×47(H)mm³</p>	<p>FD-635/520/455-HS 410(L)×258(W)×137(H)mm³</p>



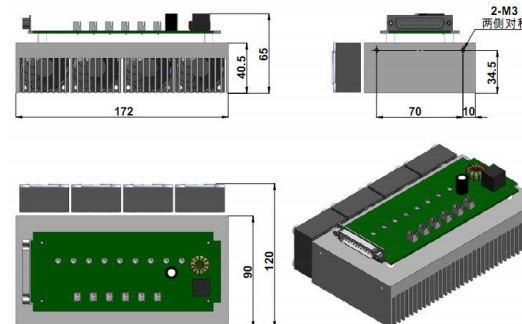
Supply power



PSU-PN7T-OEM (TWO PCS)

165(L)×75(W)×31(H)mm³

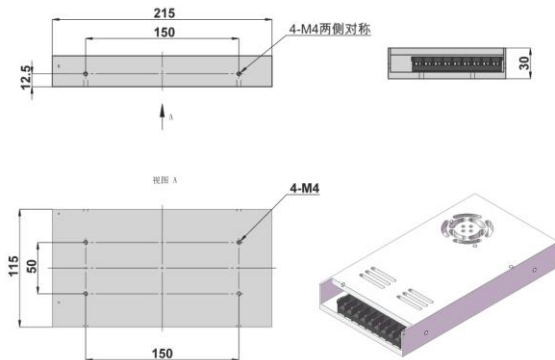
Supply power



PSU-PN7T-OEM-H (TWO PCS)

172(L)×120(W)×65(H)mm

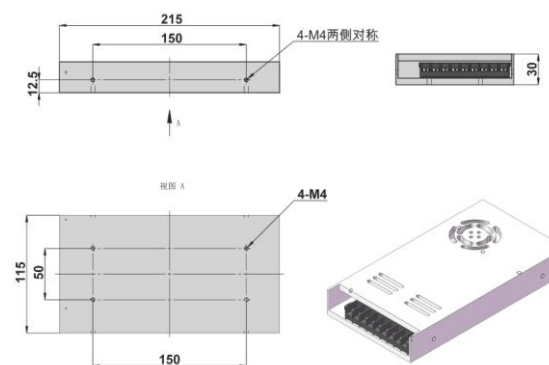
Adapter



12V 30A

215(L)×115(W)×30(H) mm³

Adapter



24V15A

215(L)×115(W)×30(H) mm³