

TUN-934~946/1~10mW


### WAVELENGTH TUNABLE NARROW LINEWIDTH DIODE LASER

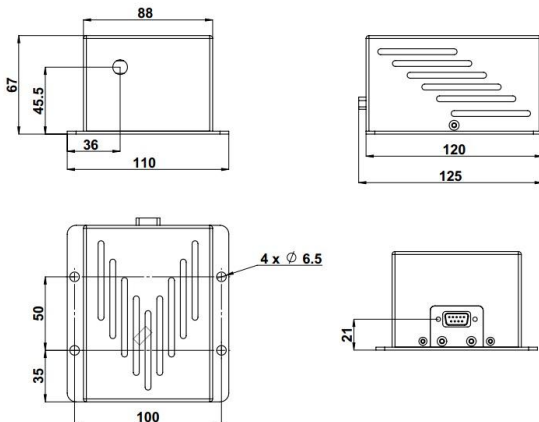
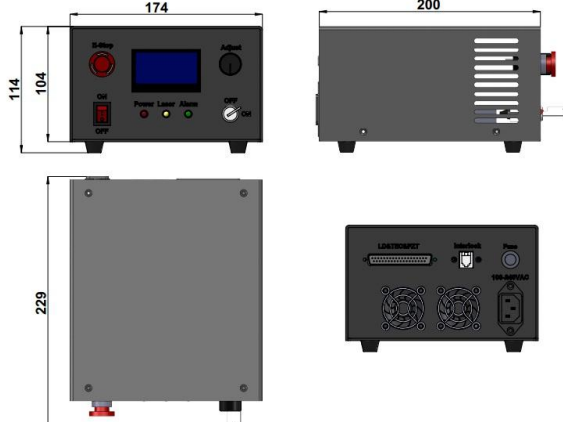
It is a high-end custom high stability, low noise, narrow linewidth, wavelength tunable product. Mainly used in scientific research and teaching, such as holographic imaging, Raman, atomic clock, coherent detection and so on. Currently it has a line width of less than 0.1nm and a tuning range of 12nm.



#### SPECIFICATIONS

Wavelength range of roughly tuning (nm)	934~946
Operating mode	CW
Output power (mW)	>1, 2, 3, ..., 10
Power stability (rms, over 4 hours)	<1%, <2%, <3%
Transverse mode	Near TEM <sub>00</sub>
Spectral linewidth (nm)	<0.1
Beam diameter at the aperture (1/e <sup>2</sup> , mm)	~3.0
Beam divergence, full angle (mrad)	<1.0
Polarization ratio	>50:1 (>100:1, optional) Horizontal±5 degree
Warm-up time (minutes)	<5
Beam height from base plate (mm)	45.5
Operating temperature (°C)	20~30
Parameters of customized power supply	Current : 0~300mA
	TEC: 7~12kΩ
	PZT voltage: 0~100V
Expected lifetime (hours)	10000
Warranty	1 year



TUN-934~946	PSU-TUN
 <p style="text-align: center;">125(L) × 110(W) × 67(H) mm<sup>3</sup>, 1.3kg</p>	 <p style="text-align: center;">229(L) × 174(W) × 114(H) mm<sup>3</sup>, 1.8kg</p>