

F-460/462/465-HS-OEM/1-2000mW



**OEM BLUE DIODE LASER
AT 460/462/465nm**

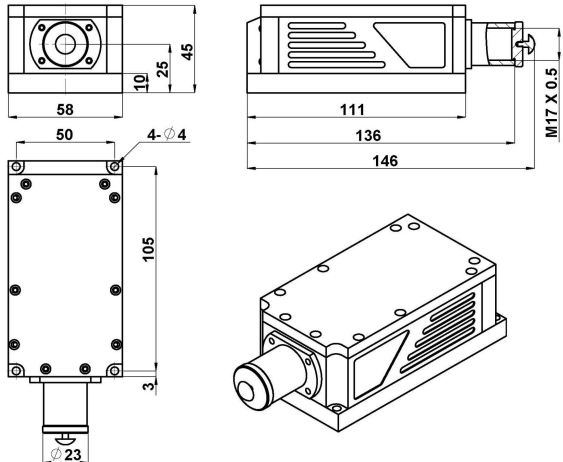
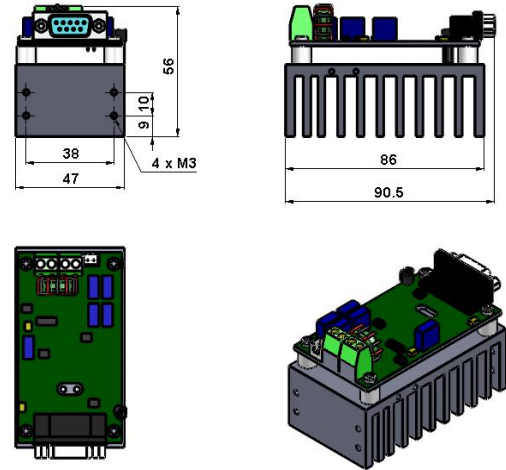
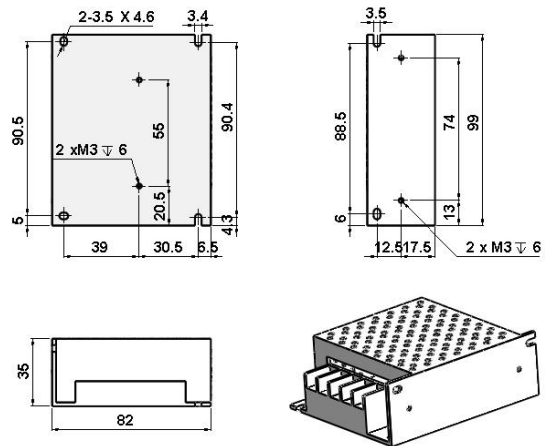
It features ultra compact design, long lifetime, cost-effectiveness and easy operation. They are widely used in scientific research, laser pointing, show and RGB mixed laser systems applications.



SPECIFICATIONS

Central wavelength (nm)	460±5/ 462±5/ 465±5
Operating mode	CW
Output power (mW)	>1, 100, 200, ...,2000
Power stability (rms, over 4 hours) at 25°C	<1%, <2%, <3%
Transverse mode	Multimode
Beam diameter at the aperture (1/e ² , mm)	~2.7×2.7
Beam divergence, full angle (mrad)	1.4×0.2
Warm-up time (minutes)	<5
Beam height from base plate (mm)	25
Operating temperature (°C)	25+/-3
Driver (6.5VDC 8A)	PSU-SD-OEM
TTL / Analog modulation	TTL or Analog with 1Hz-1kHz 1kHz-10kHz, 10kHz-30kHz optional
Expected lifetime (hours)	10000
Warranty	1 year



F-460/462/465-HS-OEM	PSU-SD-OEM	Accessory (Power supply 100-240VAC)
 <p>146 (L) × 58 (W) × 45 (H) mm³, 0.7kg</p>	 <p>90.5 (L) × 47 (W) × 56 (H) mm³, 0.3kg</p>	 <p>99 (L) × 82 (W) × 35 (H) mm³, 0.3kg</p>