

FC-OEM-685/1-20mW




**VIOLET DIODE LASER  
AT 685nm**

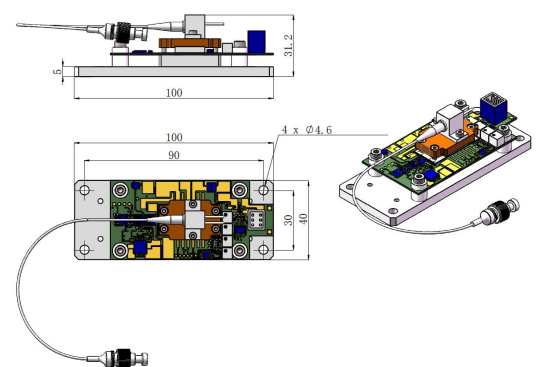
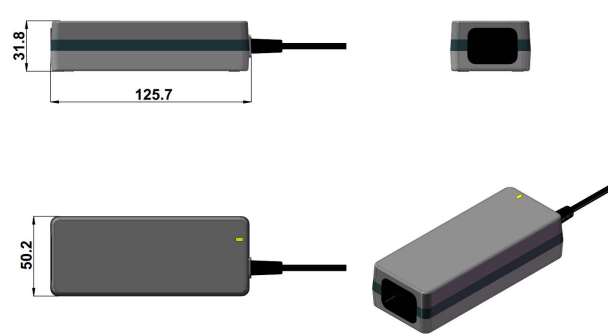
It features ultra compact design, long lifetime, cost-effectiveness and easy operation. They are used in medical imaging, flow cytometry, DNA sequencing, etc.



SPECIFICATIONS

Central wavelength (nm)	685±10
Operating mode	CW
Output power after fiber (mW) <sup>1</sup>	1-20
Power stability (rms, 4 hours ± 3°C)	<2%, <1%, <0.5%
Fiber type	SM fiber, PM fiber optional
Fiber Core diameter	4-9µm, 0.12NA
Fiber connector	FC/PC, FC/APC optional
Fiber length	0.8m
Fiber jacket	0.9mm PVC
Transverse mode	TEM <sub>00</sub>
Ellipticity	>0.95
M <sup>2</sup> after fiber	~1.1
Warm-up time (minutes)	<5
Cooled method	Conduction
Operating temperature (°C)	10-35
Operating voltage (VDC)	5V
Expected lifetime (hours)	>10000



LASER HEAD (DRIVER Integrated) <sup>2</sup>	POWER SUPPLY (100-240VAC) optional
 <p>100 (L) × 40 (W) × 31.2 (H) mm<sup>3</sup>, 0.2kg</p>	 <p>125.7 (L) × 50.2 (W) × 31.8 (H) mm<sup>3</sup>, 0.3kg</p>

1 Any power level can be selected in this range.

2 Fixed output power; RS232 control optional;