

MDL-H-444/1-3000mW



**BLUE DIODE LASER
AT 444nm**

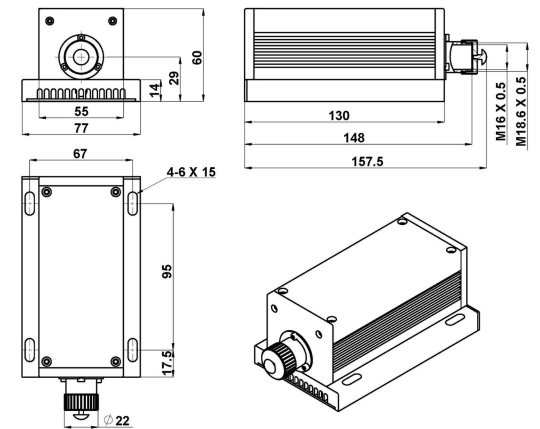
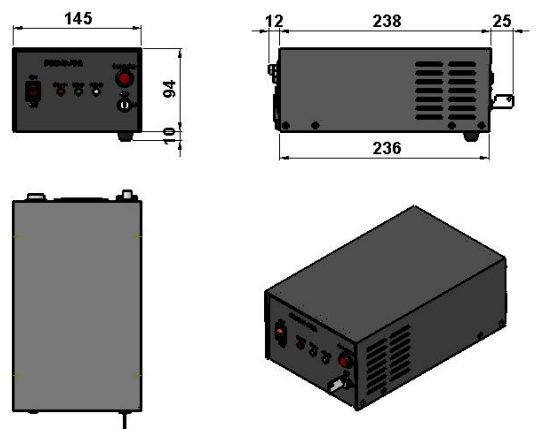
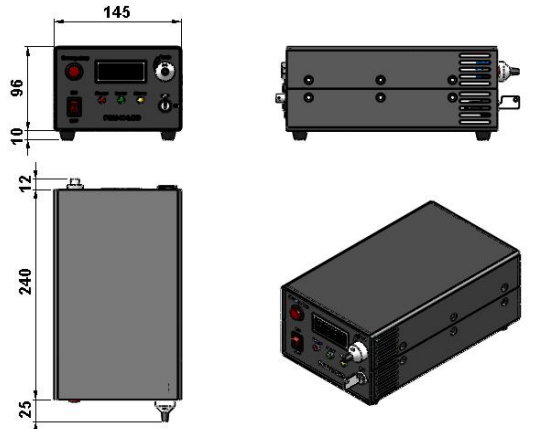
It features ultra compact design, long lifetime, cost-effectiveness and easy operation. They are used in medical imaging, flow cytometry, DNA sequencing, etc.



SPECIFICATIONS

Central wavelength (nm)	444±2
Operating mode	CW
Output power (mW) ¹	1-3000
Power stability (rms, 4 hours ± 3°C)	<2%, <1%, <0.5%
Transverse mode	Multimode
Beam diameter at the aperture (1/e ² , mm)	~2.7×2.7
Beam divergence, full angle (mrad)	1.4×0.2
Warm-up time (minutes)	<5
Cooled method	Air cooled
Beam height from base plate (mm)	29
Operating temperature (°C)	10-35
Power supply (100-240VAC)	PSU-H-FDA/PSU-H-LED
Modulation option	DC-1kHz, 1kHz-10kHz, 10kHz-30kHz optional; TTL and Analog optional
Expected lifetime (hours)	>10000



LASER HEAD	POWER SUPPLY (PSU-H-FDA) ²	POWER SUPPLY (PSU-H-LED) ³
 <p>157.5 (L) × 77 (W) × 60 (H) mm³, 0.9kg</p>	 <p>275 (L) × 145 (W) × 104 (H) mm³, 2.1kg</p>	 <p>277 (L) × 145 (W) × 106 (H) mm³, 2.3kg</p>

1 Any power level can be selected in this range.

2 Fixed output power; Modulation up to 30kHz.

3 Output power adjustable 10-100%; RS232 control optional; Modulation up to 30kHz.