

TEM-F-488/1~15mW (TEM₀₀)



BLUE DIODE LASER
AT 488nm

It features TEM₀₀ mode, ultra compact design, long lifetime, cost-effectiveness and easy operation. They are used in measurement, communication, spectrum analysis, etc

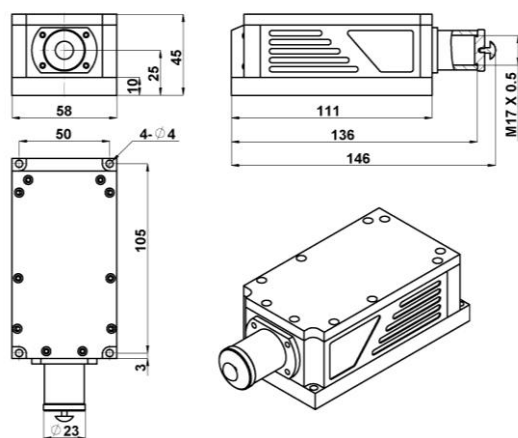
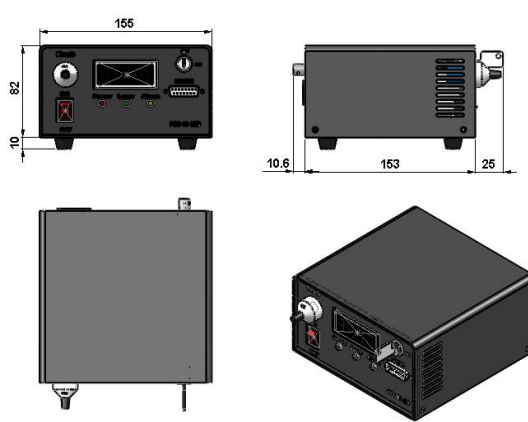
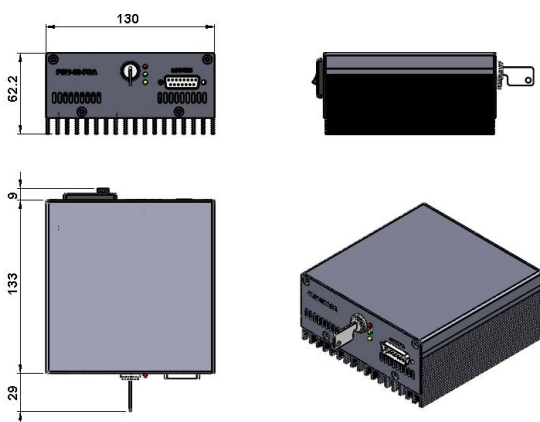


SPECIFICATIONS

Central wavelength (nm)	488±5	
Operating mode	CW	
Output power (mW)	>1,2,3.....,15	
Power stability (rms, over 4 hours) 25℃	<1%, <2%, <3%	
Transverse mode	TEM ₀₀	
Ellipticity	>0.95	
M ² factor	<1.1	
Beam diameter at the aperture (1/e ² ,mm)	~1.0	
Beam divergence, full angle (mrad)	<1.5	
Warm-up time (minutes)	<5	
Beam height from base plate (mm)	25	
Operating temperature (℃)	25+/-3	
Power supply (85-264VAC)	PSU-III-LED	PSU-III-FDA
TTL / Analog modulation	TTL or Analog with 1Hz-1kHz 1kHz-10kHz, 10kHz-30kHz optional	
Expected lifetime (hours)	10000	
Warranty	1 year	



Note: The laser head needs to be used on a heat sink with good heat dissipation.

TEM-F-488	PSU-III-LED	PSU-III-FDA
 <p>146 (L) ×58(W) ×45 (H) mm³, 0.7kg</p>	 <p>188.6 (L) ×155(W) ×92 (H) mm³, 1.5kg</p>	 <p>171(L) ×130(W) ×62.2 (H) mm³, 1.2kg</p>